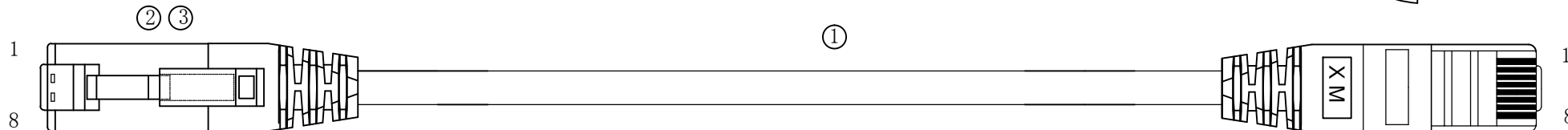
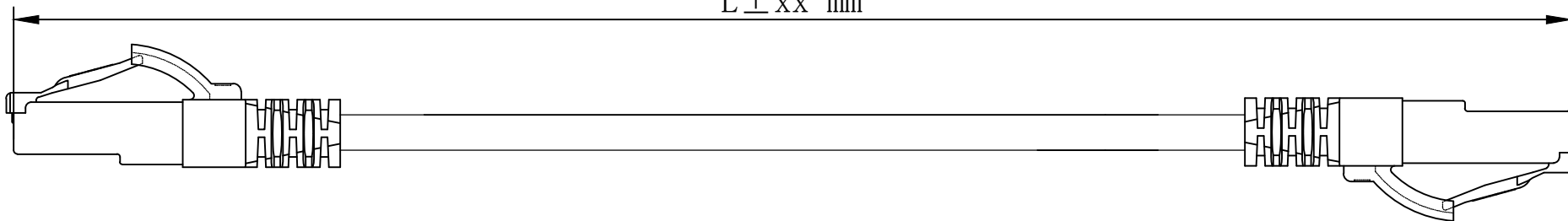
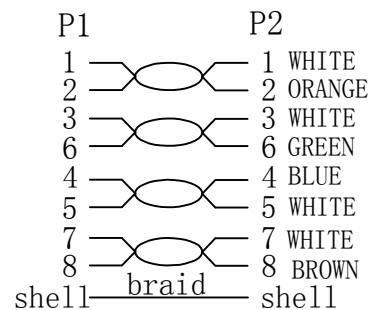


$L \pm xx \text{ mm}$



WIRING DIAGRAM (568B)



NOTE:

1. ELECTRICAL TEST:

- (1). 100% OPEN SHORT, MISS WIRE TEST
- (2). INSULATION RESISTANCE:DC 300V 10MΩ ;
- (3). CONDUCTOR RESISTANCE:3Ω Max (More than 3m, add one ohm per meter) ;

2. Fluke channel link test:

TEST LIMIT:ISO11801 Channel Class Ea

3. PRINT WORD:

CAT.6A S/FTP LSZH 500MHz ISO/IEC 11801 & EN 50173-1 & ANSI/TIA-568-C.2

4. ROHS2.0 & REACH COMPLIANT

5. Minimum of the bending radius is 50mm

(Suitable for all meters)

MATERIAL LIST

③	OVER MOLD	PVC 75A SEE THE CHART	2	
②	CONNECTOR	RJ45 8P8C Shielded Plug, Pin Gold Plated 3u", Shell Nickel Plating , Transparence blue	2	
①	CABLE	S/FTP CAT. 6A 27AWG (7/0.135Bare Copper*1P+AL-FOIL)*4PAIRS+BRAID (5*16/0.12mmAL-MG) COLOUR:YELLOW/135C JACKET:LSZH OD:6.2±0.2mm	1	
NO.	PARTS NAME	SPECIFICATION STANDARD	QT' Y	REMARK
		NEW		2015-10-21 A
BY	CHK	REVISION RECORD MODIFICATION	DATE	REV.

COLOUR: YELLOW (PANTONE 135C)		
ITEM NO.	LENGTH	TOLERANCE
21.99.1930	0.5m	±15mm
21.99.1931	1m	±30mm
21.99.1932	2m	±60mm
21.99.1933	3m	±90mm
21.99.1935	5m	±150mm
21.99.1936	7m	±210mm
21.99.1937	10m	±300mm
21.99.1938	15m	±450mm
21.99.1939	20m	±600mm

ITEM NO.	21.99.1930	21.99.1931	21.99.1932	21.99.1933	21.99.1935
	21.99.1936	21.99.1937	21.99.1938	21.99.1939	
DESC.	VALUE S/FTP CAT. 6a Patch Cord, yellow				

