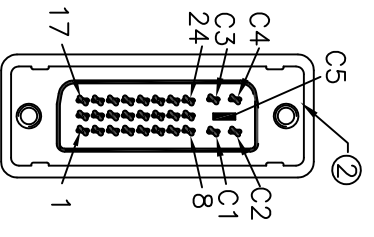
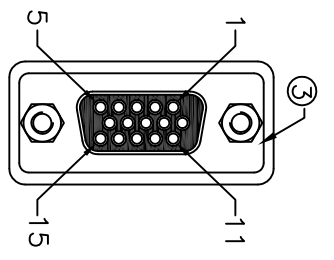
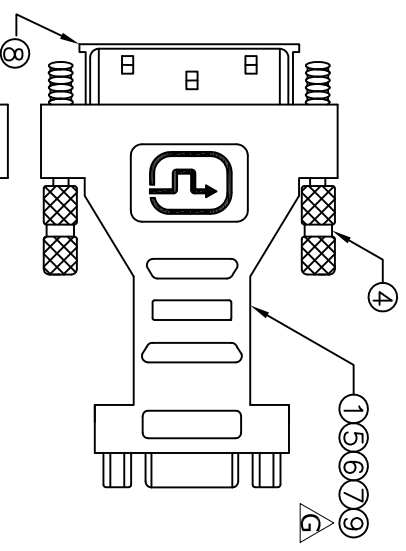


Pin Assignment

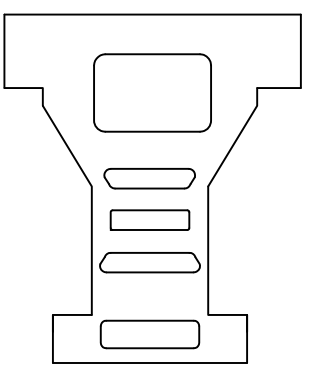
Conn.1	Conn.2
C 4	13
C 5	6
C 3	7
C 2	8
C 1	3
15	2
14	1
16	5
8	10
7	14
6	12
Shell	15
	Shell



Conn.1 DVI(24+5) Male



Conn.2 HD15 Female



⑨	W=42MM 18u Copper	0.085	M
⑧	DVI Transparent Dust Cover	1	pcs
⑦	Outside Molding:45P PVC Black	25	9
⑥	Inside Molding:PE	5	9
⑤	UL1007 28AWG TS L=52MM Strip:2*2MM	1	pcs
④	Metal Screw #4-40UNC 2*23MM Nickel Plated	2	pcs
③	HD15 Female W/ NUT Insulation Black,Shell Gold Plated	1	pcs
②	DVI(24+5) Male Insulation Black Shell Gold Plated	1	pcs
①	UL1007 28AWG TS L=45MM Strip:2*2MM	11	pcs
NO.	DESCRIPTION	Q'TY	UNIT



TOLERANCE		TITLE:
INCHES	M/M	
.X	.30	
.XX	.10	CUSTOMER :
.XXX	.005	ITEM NO. 12.03.3105
DRAWN BY		SCALE NONE
CHECK BY		UNIT MM
APPD BY		DATE 22.03.07
		DRAWING NO.: CA1790081
		REV. A1
		1/1